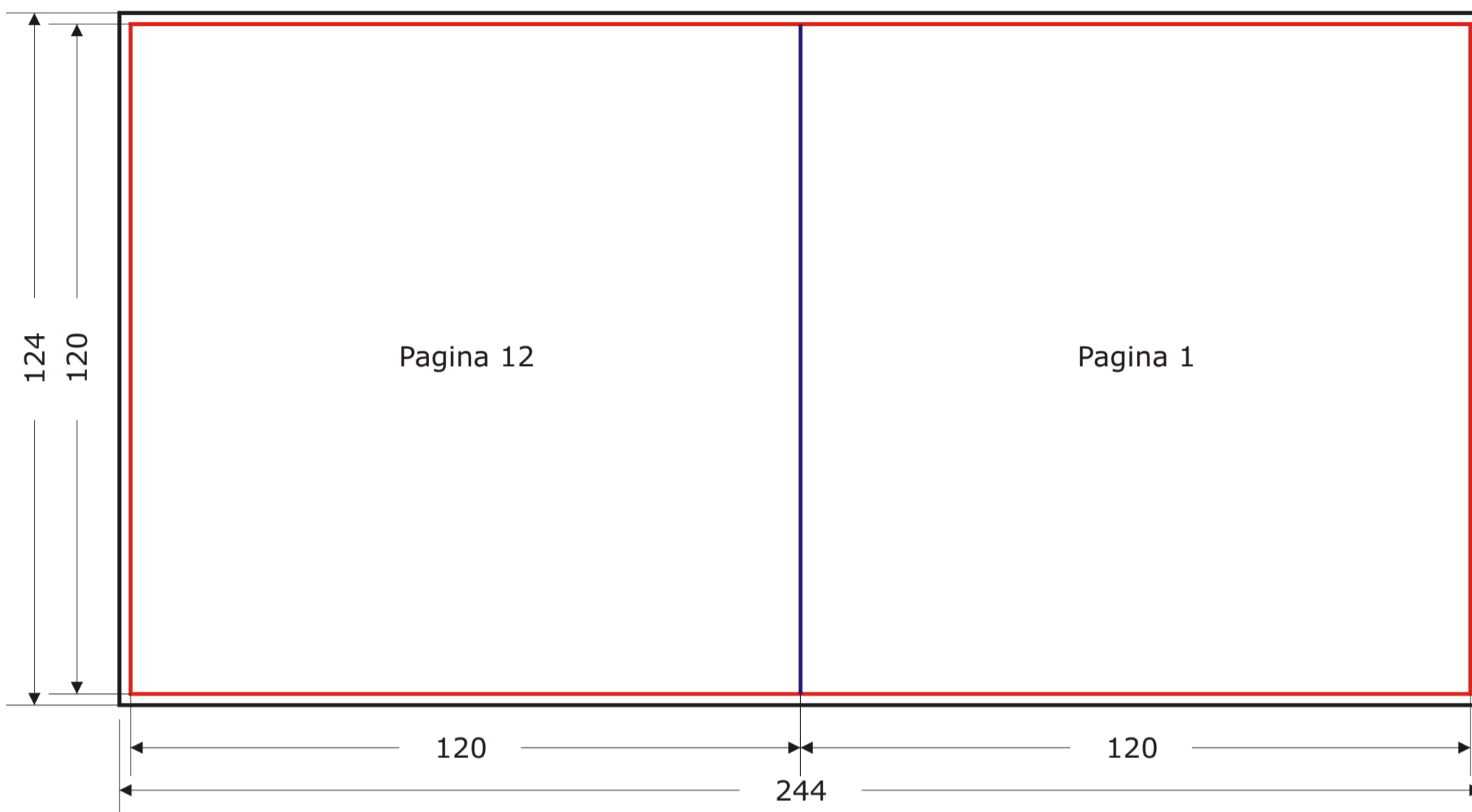


Schema tecnico "Booklet 12 pagine"



Sequenza pagine

12	1
----	---

2	11
---	----

10	3
----	---

4	9
---	---

8	5
---	---

6	7
---	---

Nomi file

Booklet 12_1

Booklet 2_11

Booklet 10_3

Booklet 4_9

Booklet 8_5

Booklet 6_7

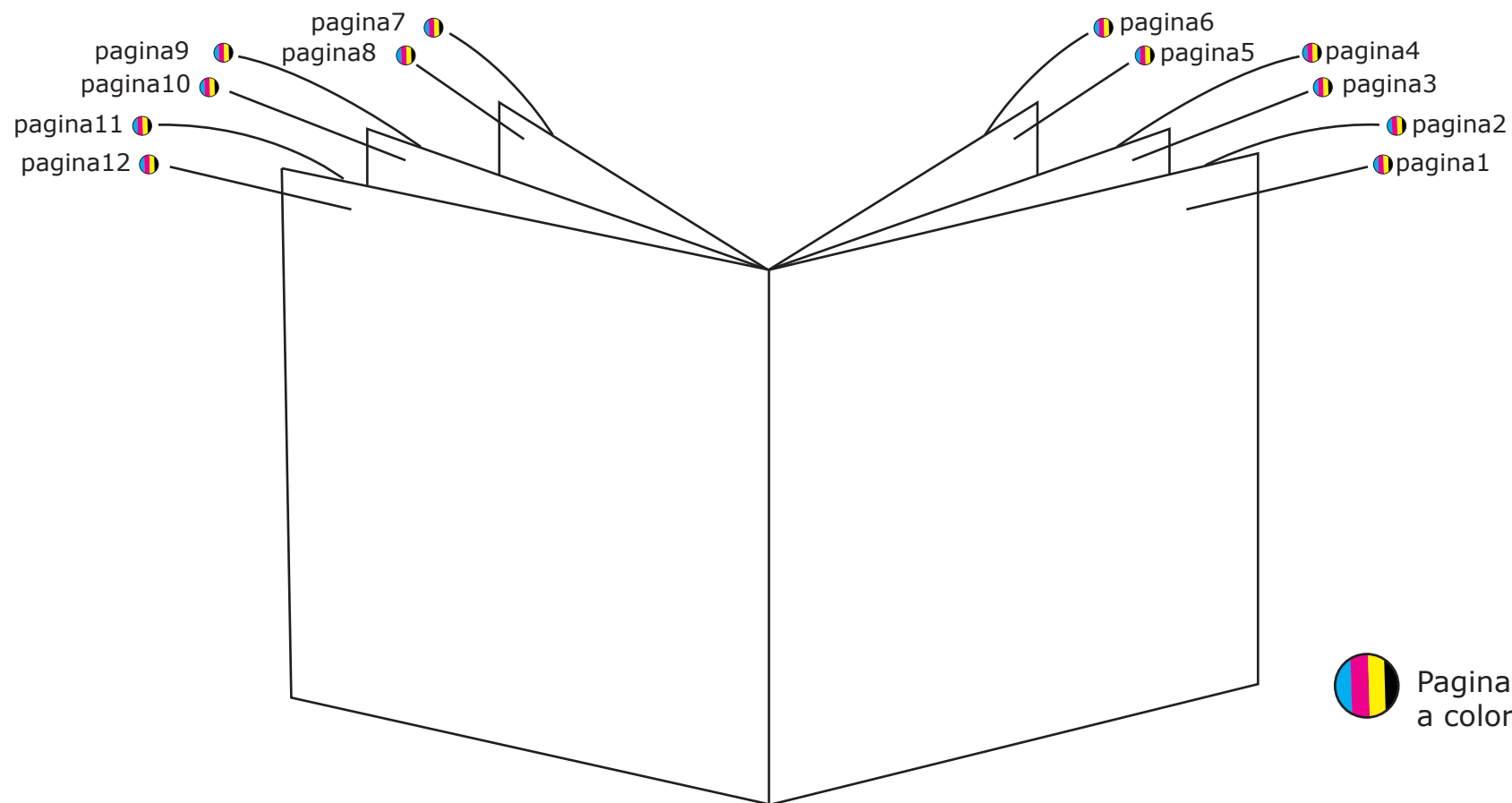
— Dimensioni grafica da preparare


— Dimensioni effettive dopo il taglio

— Zone di piega

Posizionare il testo distante almeno a 3 mm dalle zone di taglio/piega

Tutte le misure sono espresse in mm. Risoluzione minima richiesta 300dpi



 Pagina stampata a colori

Sequenza pagine

12	1	2	11	10	3	4	9	8	5	6	7
----	---	---	----	----	---	---	---	---	---	---	---

Nomi file

Booklet 12_1 Booklet 2_11 Booklet 10_3 Booklet 4_9 Booklet 8_5 Booklet 6_7

Booklet 12 pagine 4/4 colori - Caduta stampa